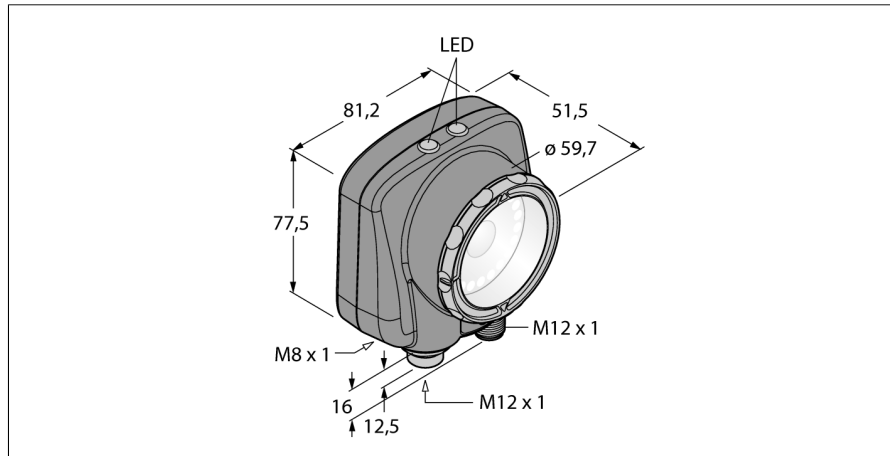


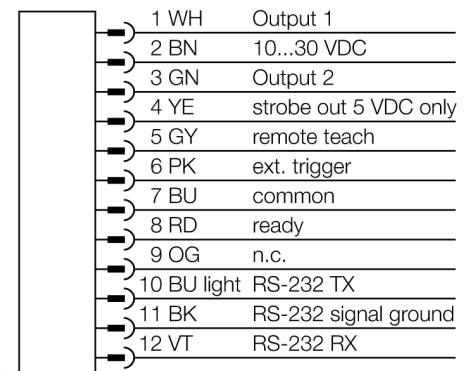
Vision systems
area, blemish, match
IVURGPI25



- 1/3" CMOS, 752x480 pixels
- Integrated ring light: Infrared
- Protection class IP67
- External strobe output + 5 VDC
- External trigger input
- Lens, 25mm, M12x1
- External display RD35 required
- Operating voltage: 10...30 VDC
- M12 x 1 male, 12-pole
- 2xPNP switching output
- 1x RS232 data communication
- USB-2.0 host: M8 female, 4-pole

Type code	IVURGPI25
Ident no.	3082353
Design	rectangular, iVu
Dimensions	51.5 x 81.2 x 95.3 mm
Housing material	plastic, PBT
Window material	Acrylic, clear
Connection	male, M12 x 1, 8-wire
Protection class	IP67
Ambient temperature	0...+50 °C
Power on display	LED, green
Switching state	LED green
Error indication	LED red
Operating voltage	10...30VDC
DC rated operational current	≤ 500 mA
Short-circuit protection	yes/ cyclic
Reverse polarity protection	yes
Switch element function	NO contact, PNP
Output current	≥ 150 mA
Operating mode	gray value
Bildsensor	CMOS
Auflösung	752 x 480 Pixel
Bildfrequenz	100 fps
Light type	IR
Brennweite	25 mm

Wiring diagram



Functional principle

Sensor with 3 integrated operation modes:

1. Pattern recognition, checks if a pattern on a target is identical to the reference pattern.
2. BLOB recognition, for recognition of one or more features.
3. BLOB and location tool for motion control.


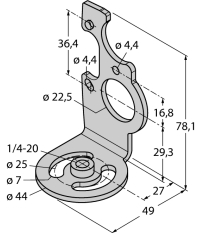
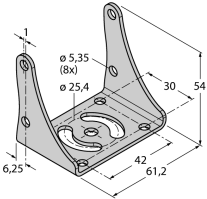
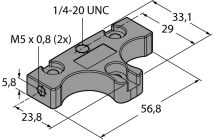
Sensor configuration via PC is not required!
Transmission of log files and firmware updates via USB interface.




Selecting the focal length

With known object size or scan field the matching vision sensor is found simply by determining the ratio between the sensing range and the focal length. Use the graphics for selection. Here, the sensing ranges are put in relation to the field view and the lens focal length.

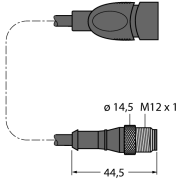
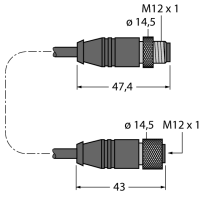
Accessories

Type code	Ident no.	Description	Dimension drawing
SMBIVURAR	3082547	Brackets for mounting on right side	 <p>Technical drawing of a bracket for mounting on the right side. Dimensions include: 16.8, 29.3, 49, 78.1, 36.4, 27, 1/4-20, 25, 7, 44, 4.4, 4.4, 22.5.</p>
SMBIVURAL	3082546	Brackets for mounting on left side	 <p>Technical drawing of a bracket for mounting on the left side. Dimensions include: 36.4, 49, 78.1, 16.8, 29.3, 27, 1/4-20, 25, 7, 44, 4.4, 4.4, 22.5.</p>
SMBIVUU	3082549	U-bracket for base mounting (incl. SMBIVUB baseplate)	 <p>Technical drawing of a U-bracket for base mounting. Dimensions include: 54, 30, 61.2, 42, 6.25, 25.4, 5.35 (8x).</p>
SMBIVUB	3082548	Baseplate to extend the installation	 <p>Technical drawing of a baseplate to extend the installation. Dimensions include: 33.1, 29, 56.8, 23.8, 5.8, 1/4-20 UNC, M5 x 0.8 (2x).</p>

Wiring accessories

Type code	Ident no.	Description	Dimension drawing
MQDC2S-1206	3011420	Power supply, M12x1 female, 12-pole, 1.83m	 <p>Technical drawing of a power supply connector. Dimensions include: 42, 15, M12 x 1.</p>

Wiring accessories

Type code	Ident no.	Description	Dimension drawing
MQDEC-801-USB	3081158	USB adapter cable, M12x1 male, 8-pole, 0.3m	
IVURDM-QD-803	3028673	Remote Display, M12 x 1, 8-pin, 0.91 m	

Function accessories

Type code	Ident no.	Description	Dimension drawing
RDM35	3029512		