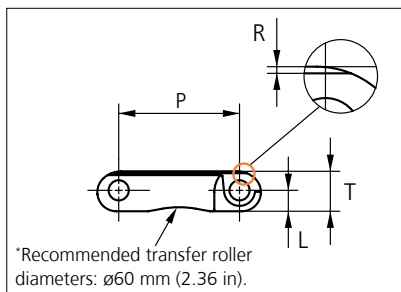





Plastic Modular Belt

Series **uni JCB** Type **Y-Top**



Straight running belt
 Nominal pitch: 25.4 mm (1.00 in)
 Surface type: Y Pattern surface grid
 Surface opening: 0%
 Backflex radius: 25.0 mm (0.98 in)
 Pin diameter: 4.0 mm (0.16 in)

Belt material & color	POM SLF B
Pin material & color	PA6.6 B PA6.6 B *

	mm	in		mm	in
P (Nominal)	25.4	1.00	T	8.4	0.33
L	4.4	0.17	R	0.4	0.02

POM SLF orange or yellow links can be used as SAFE WALK markers.
 *Only for K200 / K300 chain

Belt width		Permissible tensile force (Belt/pin material)		Belt weight (Belt/pin material)		*Min No drive sprocket per shaft	Number of wear strips (min no)	
		POM SLF/PA6.6		POM SLF/PA6.6			***Carry (pcs)	**Return (pcs)
mm	in	N	lbf	kg/m	lb/ft			
51 (chain)	2.0	1785	401	0.3	0.22	1	2	2
77 (chain)	3.0	2695	606	0.5	0.34	1	2	2
153	6.0	5355	1204	1.0	0.67	2	2	2
229	9.0	8015	1802	1.5	1.00	2	2	2
305	12.0	10675	2400	2.0	1.33	3	3	2
381	15.0	13335	2998	2.5	1.66	3	3	2
457	18.0	15995	3596	3.0	2.00	4	4	2
533	21.0	18655	4194	3.5	2.33	4	4	2
609	24.0	21315	4792	4.0	2.66	5	5	3
685	27.0	23975	5390	4.5	2.99	5	5	3
761	30.0	26635	5988	4.9	3.32	6	6	3
837	33.0	29295	6586	5.4	3.66	6	6	3
913	35.9	31955	7183	5.9	3.99	7	7	4

Standard Increments in belt width: 76.3 mm (3.00 in).

1978	77.9	69230	15563	12.9	8.64	14	14	7
------	------	-------	-------	------	------	----	----	---

Standard Increments in belt width: 76.3 mm (3.00 in).

2966	116.8	103810	23336	19.3	12.96	20	20	10
------	-------	--------	-------	------	-------	----	----	----

General belt tolerance is +0/-0.4% at 23°C/73°F and 50% RH. For exact belt width contact Customer Service. Non standard belt width on request.

*Max. Load per Drive Sprocket. Belt material: POM-SLF 2300 N (517 lbf).

**Max. Spacing between wear strips, Carry: 152.0 mm (6.00 in); Return: 304.0 mm (12.00 in).

***Full Carry way Support (FS) deck of wearstrip material recommended for safe walk belts.

= Single Link



STANDARD

STRAIGHT RUNNING

PITCH 25.4 MM/1.00 IN

Sprocket

No. of teeth	Bore size										Overall diameter		Pitch diameter		Hub diameter		Dimension A		Dimension B		Single row/Two way	Moulded	PA6 LG
	Pilot bore	in		mm		mm		mm															
		mm	25.4	30.0	31.8	38.1	40.0	60.0	63.5	mm	in	mm	in	mm	in	mm	in	mm	in				
Z10	✓		●	●	●	■			80.3	3.16	82.2	3.24	65.0	2.56	34.7	1.36	45.5	1.79	✓	✓			
Z12	✓		●	●	●	■			96.8	3.81	98.1	3.86	70.0	2.76	43.0	1.69	53.5	2.11	✓	✓			
Z15	✓			●	●	■	■	■	121.5	4.78	122.2	4.81	¹ 70.0 ² 100.0 ² 104.0	2.76 13.94 4.09	55.4	2.18	65.5	2.58	✓	✓			
Z18	✓			●	●	■	■	■	146.0	5.75	146.3	5.76	¹ 70.0 ¹ 120.0 ² 104.0	2.76 4.72 4.09	67.6	2.66	77.5	3.05	✓	✓			
Z19	✓			●	●	■	■	■	154.2	6.07	154.3	6.07	¹ 70.0 ¹ 120.0 ² 104.0	2.76 4.72 4.09	71.7	2.82	81.6	3.21	✓	✓			

● Moulded sprocket ■ Moulded sprocket ■ Moulded sprocket

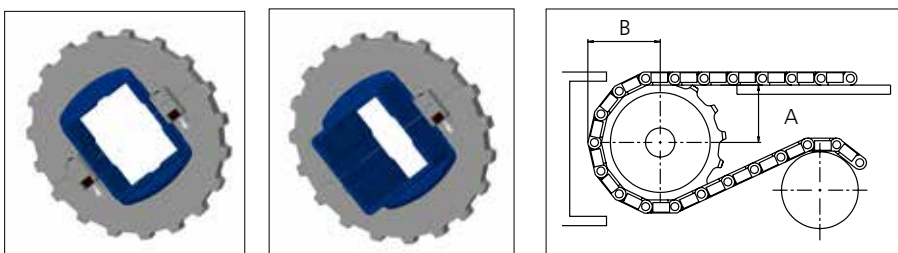


Other sprocket sizes are available upon request.
 Round bores are always delivered with keyway.
 Max load per sprocket shown does not take bore size into account.
 Please also ensure that sufficient size shaft is chosen for corresponding load.
 Other bore sizes are available upon request.
 uni Retainer Rings: See uni Retainer Ring data sheet.
 Width of tooth = 10.0 mm (0.39 in)
 Width of OnePart sprocket = 25.0 mm (0.98 in)

uni UltraFit Two-Part Sprocket

No. of teeth	Bore size					Overall diameter		Pitch diameter		Hub/adaptor diameter		Hub/adaptor width		Dimension A		Dimension B		Single row/Two way	Moulded	PA6 LG	Adapter Moulded	POM-D B
	in	1.50	1.57	2.36	2.50																	
	mm	38.1	40.0	60.0	63.5	mm	in	mm	in	mm	in	mm	in	mm	in	mm	in					
Z12		■	■			96.8	3.81	98.2	3.87	83.0	3.27	25.0 76.0	0.98 2.99	43	1.69	53.5	2.11	✓	✓	✓	✓	
Z13		■	■			104.8	4.13	106.2	4.18	83.0	3.27	25.0 76.0	0.98 2.99	47.1	1.86	57.1	2.25	✓	✓	✓	✓	
Z15		■	■	■	■	121.5	4.78	122.5	4.82	106.0	4.14	25.0 76.0	0.98 2.99	55.4	2.18	65.5	2.58	✓	✓	✓	✓	
Z16		■	■	■	■	129.7	5.11	130.2	5.13	106.0	4.14	25.0 76.0	0.98 2.99	59.5	2.35	69.5	2.74	✓	✓	✓	✓	
Z18		■	■	■	■	146.1	5.75	146.3	5.76	106.0	4.14	25.0 76.0	0.98 2.99	67.6	2.66	77.5	3.05	✓	✓	✓	✓	
Z19		■	■	■	■	154.2	6.07	154.3	6.07	106.0	4.14	25.0 76.0	0.98 2.99	71.7	2.82	81.6	3.21	✓	✓	✓	✓	

■ Moulded uni UltraFit TwoPart Sprocket (Narrow adapter) ■ Moulded uni UltraFit TwoPart Sprocket (Wide adapter)



For correct sprocket position:
 See uni Assembly Instructions for uni QNB.
 For more detailed sprocket information contact Customer Service.

uni JCB Y-Top/181008



Expert advice, quality solutions and local service for all your belting needs
www.ammeraalbeltech.com

Ammeraal Beltech Modular A/S
 Hjulmagervej 21
 DK-7100 Vejle

T +45 7572 3100
 F +45 7572 3348
 admin@unichains.com
 www.unichains.com

This information is subject to alteration due to continuous development. Ammeraal Beltech will not be held liable for the incorrect use of the above stated information. This information replaces previous information. All activities performed and services rendered by Ammeraal Beltech are subject to general terms and conditions of sale and delivery, as applied by its operating companies.