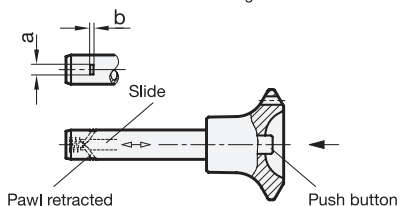
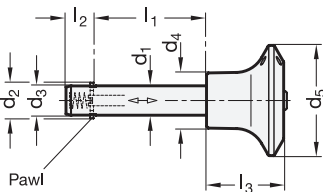
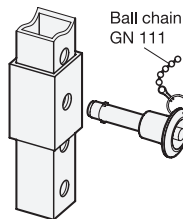


Bore for key ring (ball chain)



Application example



EDDELSTAHL® Rostfrei
Inox
Stainless Steel

1 2

d ₁ -0,1	l ₁ +0,4 Minimum size								a	b	d ₂	d ₃	d ₄		d ₅		l ₂	l ₃		Load in kN ≈ (Double sided shear force) See information		
	6	10*	12*	16	20	25	30	35					40	45	50	GN 114.3		GN 114.6	GN 114.3		GN 114.6	GN 114.3
6	10*	12*	16	20	25	30	35	40	45	50	2,3	0,5	7,5 +0,5	5,9	15	15	30	25	7	21	20	17
8	16	20	25	30	35	40	45	50	-	-	2,8	0,6	10 +0,5	7,9	15	12	30	30	8,4	21	21	35
10	20	25	30	35	40	45	50	60	-	-	3,3	1	12 +1	9,9	18	18	34	34	9,8	26	26	47
12	25	30	35	40	45	50	60	70	80	-	3,8	1	14 +1	11,9	18	18	34	34	11,3	26	26	75
16	30	35	40	45	50	60	70	80	-	-	4,8	1,2	19 +1	15,9	22	22	40	40	14,2	32	32	138
20	30	35	40	45	50	60	70	80	-	-	4,8	1,2	23 +1	19,8	25	25	40	40	14,8	33	33	228

* only GN 114.3

Specification

- GN 114.3**
Knob / Push button / Slide
- Plastic
- temperature resistant up to 80 °C
- Knob: black-grey
- Push button: red
- GN 114.6**
Knob / Push button / Slide
Stainless Steel AISI 303

This information applies to both standards:

- Pin
Stainless Steel AISI 303
- Pawl
Stainless Steel AISI 304 (sheet metal)
- Spring
Stainless Steel AISI 301
- Stainless Steel characteristics → Page 1489
- Plastic characteristics → Page 1483
- RoHS compliant

Accessory

- Ball chains GN 111 / GN 111.5 → Page 876
- Retaining cables GN 111.2 → Page 877
- Spiral retaining cables GN 111.4 → Page 878

Information

Locking pins with axial lock GN 114.3 / GN 114.6 are used for quick fixing, connecting and locking of various jig and fixture systems. A typical application is location pins which have to be often removed and re-placed again.

The rectangular pawls made of stainless steel sheet metal keep the locking pin in an axial position in the bore. It can be retracted by pressing the button, once released it returns the pressure spring into its locking position.

The load values given in the above table at shear stress are theoretically obtained and indicative only. They are non-binding recommended values and rule out any liability. They constitute no general warranty of quality and condition. The user must determine from case to case whether a product is suitable for the intended use.

see also...

- List of lock pin types → Page 746 ff.
- Stainless Steel-Locking pins GN 214.3 (with lifting ring) → Page 755

How to order (Stainless Steel, with plastic knob)	1	d ₁
GN 114.3-10-60	2	l ₁

How to order (Stainless Steel, with St. Steel knob)	1	d ₁
GN 114.6-16-70	2	l ₁

3.1
3.2
3.3
3.4
3.5
3.6
3.7
3.8
3.9

